

SLX-PS



PUMP FED SANITIZER



The SLX wall mounted pump fed sanitizer is the ultimate solution for industrial cleaning applications to quickly and effectively spray down equipment, rooms, and other processing areas.

This low to medium volume centralized sanitizing system works with a variety of pumps to spray pre-diluted sanitizers at a range of flow rates to get you the best spray coverage. Simply hook up a pump supply line to start cleaning!

Stainless Steel



Polypropylene



FEATURES:

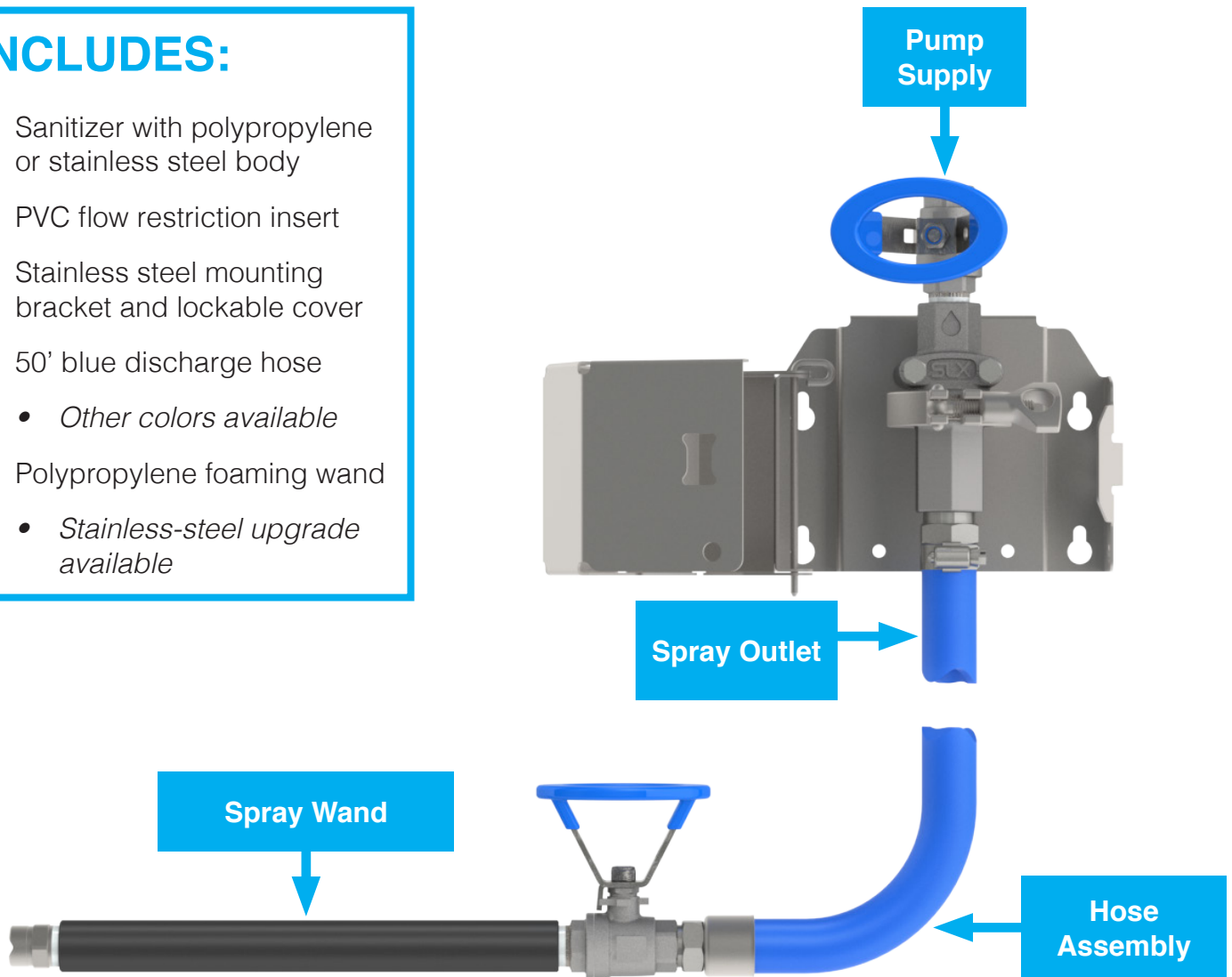
- Split body design for easy servicing and maintenance (patent pending)
- Tool free maintenance (even the check valves and plumbing components)
- Large fan nozzle for efficient spray coverage
- Modular components to alter flow rates
- Heavy duty, durable construction
- Lockable stainless-steel cover
- Large stainless steel ball valves at inlet and outlet with 1/2" NPT connections

Dimensions	7" x 8-5/8" x 6"
Flow Rate*	2.1 GPM
Max Temperature	160°F
Pump Pressure	35-125 PSI

*Flow rate and CFM will vary depending on insert size.

INCLUDES:

- Sanitizer with polypropylene or stainless steel body
- PVC flow restriction insert
- Stainless steel mounting bracket and lockable cover
- 50' blue discharge hose
 - *Other colors available*
- Polypropylene foaming wand
 - *Stainless-steel upgrade available*



Stainless steel body shown

SPECIFICATIONS

Insert #	Coverage Time (500 sq/ft)	Spray Flow Rate	Water Flow Rate	Hose Size	Spray Nozzle
P21	250	10.5 - 21	2.1	1/2" x 50'	50250

PART NUMBER ARCHITECTURE

SLX-PS21 [body material]

S = Stainless Steel
P = Polypropylene

ex) **SLX-PS21S** = Pump Fed Sanitizer with P08 insert and stainless steel body.